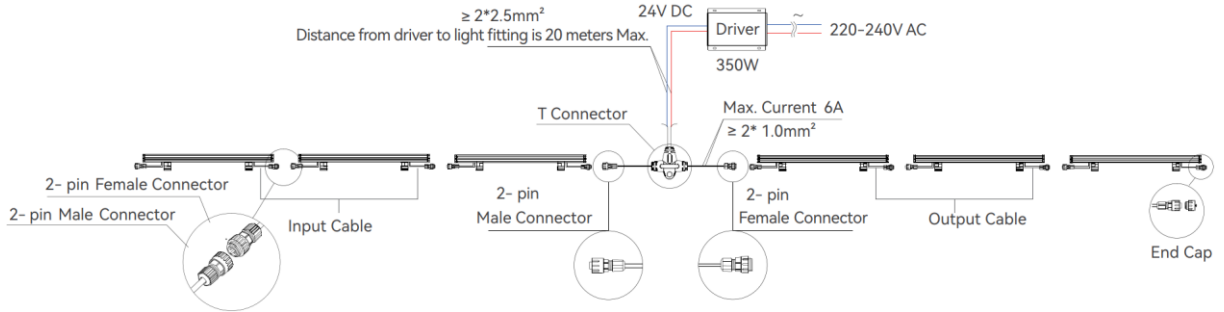


### WIRING DIAGRAMS

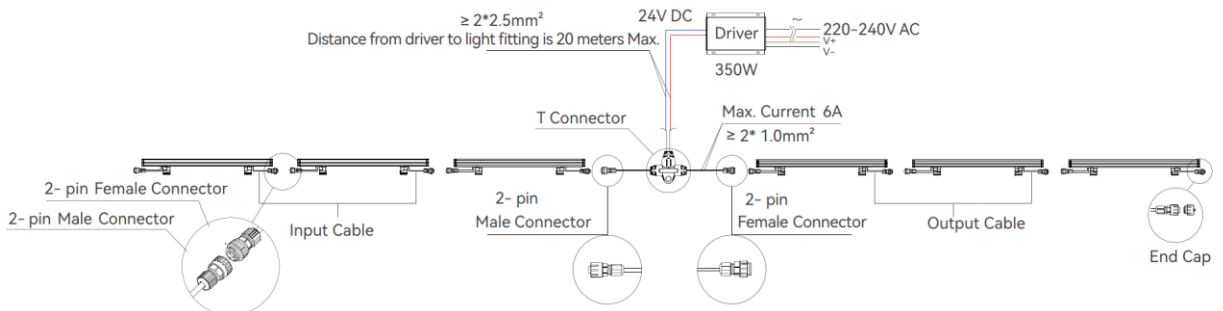
#### ON/OFF (Single CCT)



**Remarks:**

Driver is recommended to be installed in the middle of lights, the lights are on two sides, total length of each side is 10m Max. and total wattage of each side shall be less than 140W

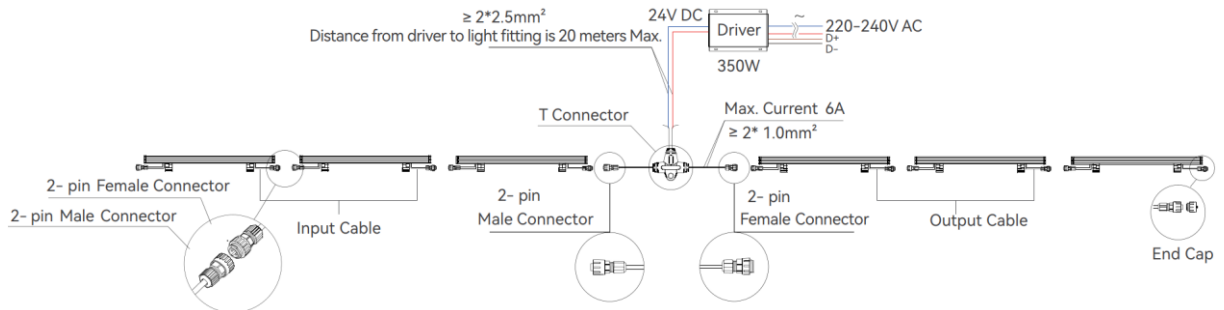
#### 0-10V (Single CCT, DC24V)



**Remarks:**

Driver is recommended to be installed in the middle of lights, the lights are on two sides, total length of each side is 10m Max. and total wattage of each side shall be less than 140W

#### DALI (Single CCT, DC24V)

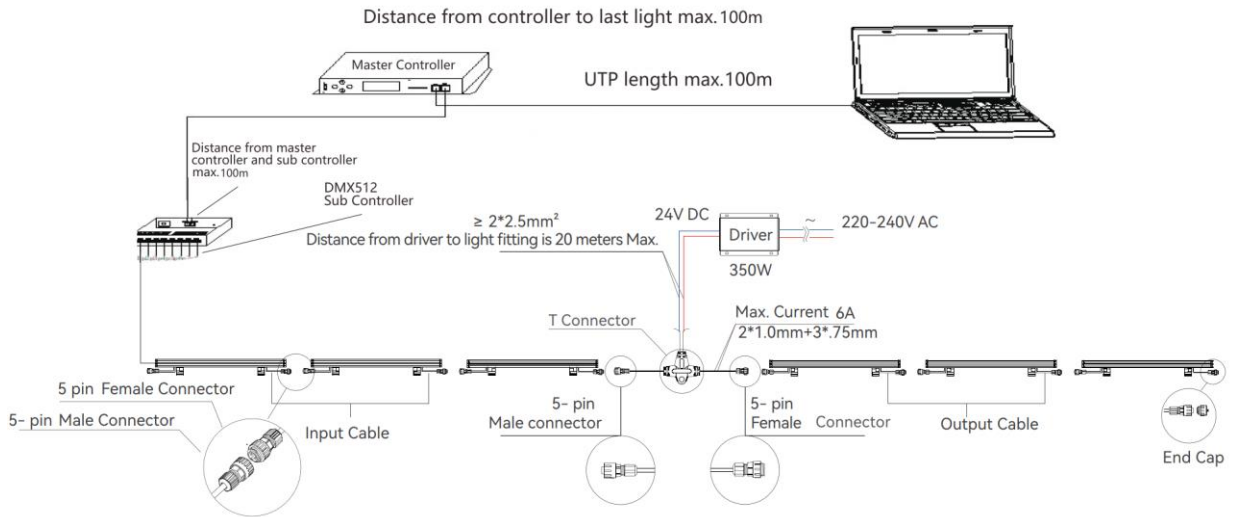


**Remarks:**

Driver is recommended to be installed in the middle of lights, the lights are on two sides, total length of each side is 10m Max. and total wattage of each side shall be less than 140W

### WIRING DIAGRAMS

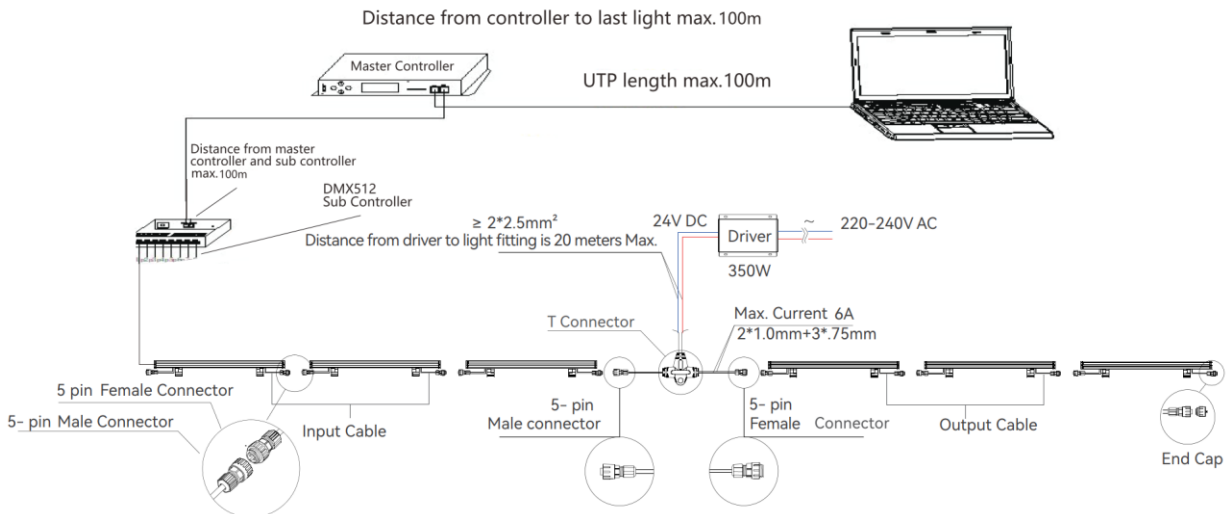
#### DMX512 (Single CCT,DC24V)



#### Remarks:

Driver is recommended to be installed in the middle of lights, the lights are on two sides, total length of each side is 10m Max. and total wattage of each side shall be less than 140W

#### DMX512 (Single CCT,DC24V)



#### Remarks:

Driver is recommended to be installed in the middle of lights, the lights are on two sides, total length of each side is 10m Max. and total wattage of each side shall be less than 140W