

PENDANT- CURVY

CURVY MAGNETIC TRACK HEAD SPECIFICATIONS



Job Information	
Project Name	
Type	
Location	
Quantity	
Date	

OVERVIEW

- Adjustable cord length up to 5'
- Plug and play arrangement in magnetic track
- 60W to 200W noise-free and flicker-free drivers, TRIAC/120V, DALI, or 1-10V/100-277V
- True color – 90 CRI, produces outstanding illumination

DESCRIPTION

With a sleek and modern design, this pendant can transform your project. The adjustable cord length allows you to position the light at the desired level, making it ideal for focused lighting over dining tables, kitchen islands, or workspaces. Offering various color temperatures and dimming capabilities, it helps create the perfect ambiance. This pendant is versatile and stylish, suitable for accent lighting, task lighting, or setting a specific mood in any room. The magnetic base enables easy installation and repositioning along the track without tools or screws, allowing for simple adjustments as needed. The 90 CRI option ensures outstanding illumination with precise chromaticity specification and color binning processes, guaranteeing CRI and CCT consistency. This pendant is ideal for use in residential, commercial, and office settings.

PERFORMANCE

MODEL NAME	PENDANT-C50	PENDANT-C35	PENDANT-C35-A10	PENDANT-C35-A20
POWER CONSUMPTION(±10%)	10 W	5 W	5 W	5 W
INPUT VOLTAGE	24 VDC			
LUMINOUS FLUX (±10%)	685 LM	530 LM	460 LM	460 LM
EFFICACY(4000K RA80)	69 LM/W	106 LM/W	92 LM/W	92 LM/W
DIMMING	TRIAC/0-10V/DALI			
CCT	2700K/3000K/3500K/4000K/5000K			
CRI	80/90			
BEAM ANGLE	18°/24°/36°	20°/30°/40°	DIFFUSE	DIFFUSE
FINISH	POWDER COATING			
FIXTURE COLOR	SANDY BLACK/SANDY WHITE			
IP RATING	IP20			
OPERATING TEMPERATURE	-30°C TO + 50°C(-22°F TO 122°F)			
LIFESPAN OF LED @TA=25°C	L80 50000 HRS			
WARRANTY	3 YEARS			
APPLICATIONS	INDOORS			

PRODUCT ORDERING GUIDE

EXAMPLE: PENDANT-C50-24-2700-90-V-B

SERIES	BEAM ANGLE	CCT	CRI	DIMMING	FINISH
PENDANT-C50	18°	2700	80	T: TRIAC	W: SANDY WHITE
	24°	3000	90	V: 0-10V	B: SANDY BLACK
	36°	3500		D: DALI	
		4000			
		5000			
PENDANT-C35	20°	2700	80	T: TRIAC	W: SANDY WHITE
	30°	3000	90	V: 0-10V	B: SANDY BLACK
	40°	3500		D: DALI	
		4000			
	5000				
PENDANT-C35-A10	D: DIFFUSE	2700	80	T: TRIAC	W: SANDY WHITE
PENDANT-C35-A20		3000	90	V: 0-10V	B: SANDY BLACK
		3500		D: DALI	
		4000			
		5000			

FEATURES

► Optics

With various color temperatures and dimming capabilities, it helps create the perfect ambiance. Different beam angles available.

► Electrical

Voltage	24 VDC
THD	<20%
Power Factor	>0.9

► Environment & Certifications

cETL listed for dry locations

► Warranty

3 years limited warranty

► Chip

Powered by CREE high efficiency COB LED chip.

► Finish

The powder-coated finish ensures a uniform appearance, offering long-term durability and superior aesthetics.

► Housing Material

Die-cast aluminum housing ensures durability and efficiency, with heat resistance polycarbonate lens.

► LED System

CRI With a choice of 80 or 90 color rendering index (CRI), this product delivers outstanding illumination, featuring tight chromatically specifications and a precise color binning process to ensure consistency in CRI and CCT.

CCT Available in 2700K, 3000K, 3500K, 4000K, 5000K, with excellent color consistency.

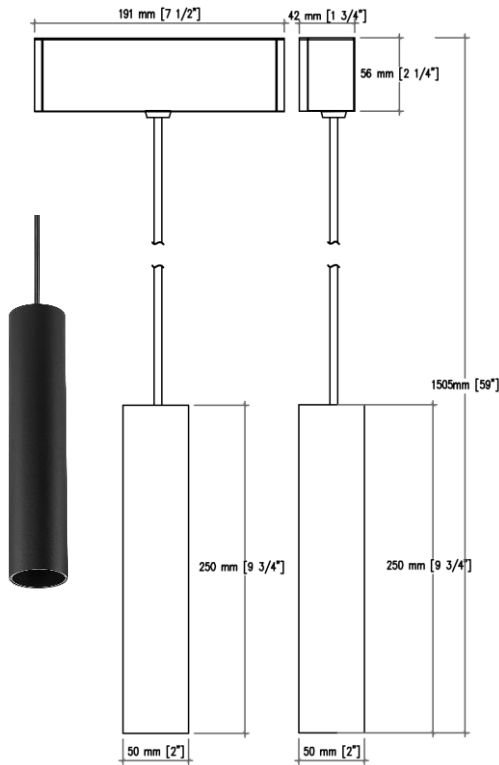
► Mounting

Magnetic track installation allows easy plug and play rearrangement.

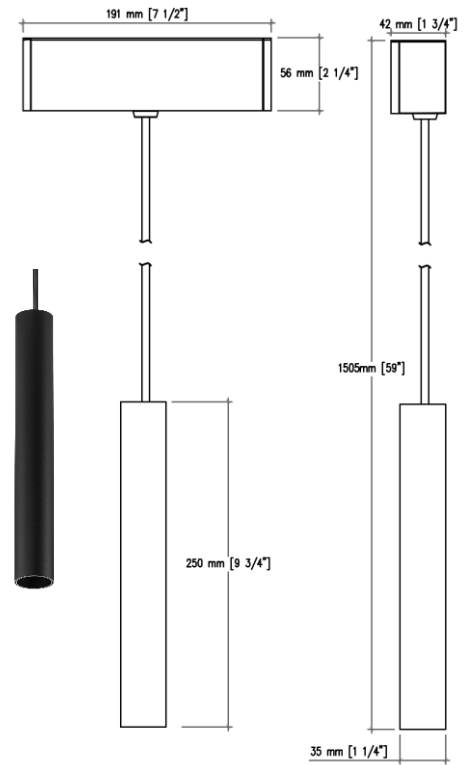
PENDANT- CURVY

CURVY MAGNETIC TRACK HEAD SPECIFICATIONS

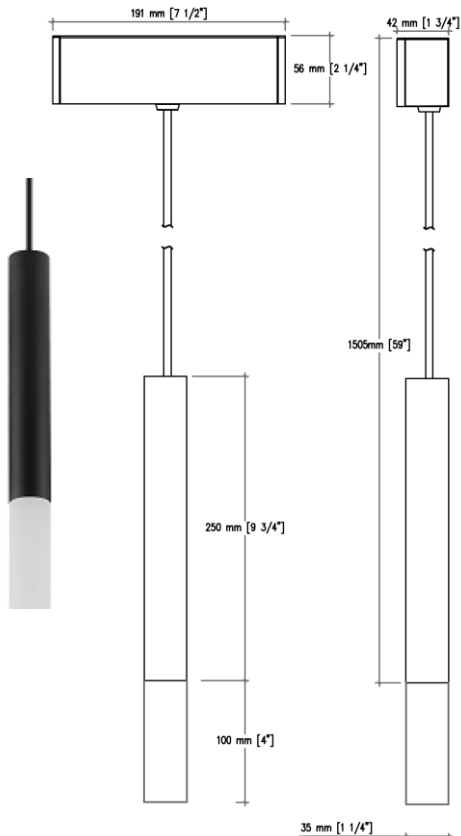
PENDANT-C50 DIMENSIONS



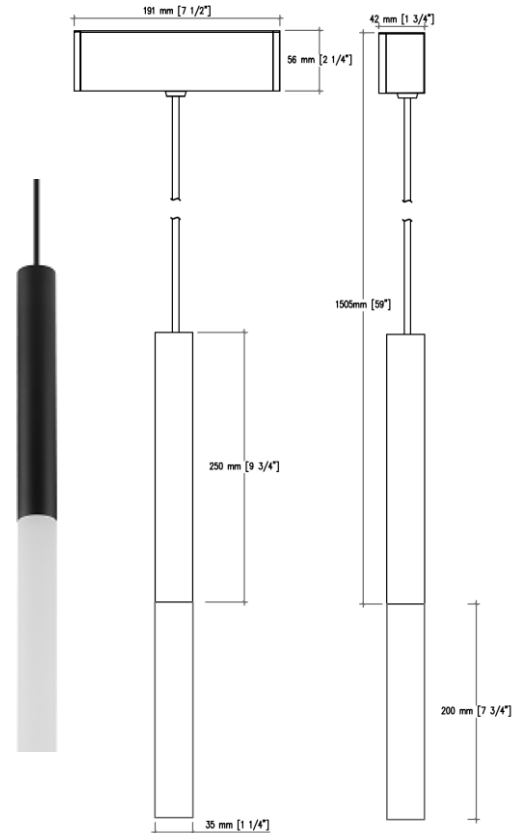
PENDANT-C35 DIMENSIONS



PENDANT-C35-A10 DIMENSIONS



PENDANT-C35-A20 DIMENSIONS


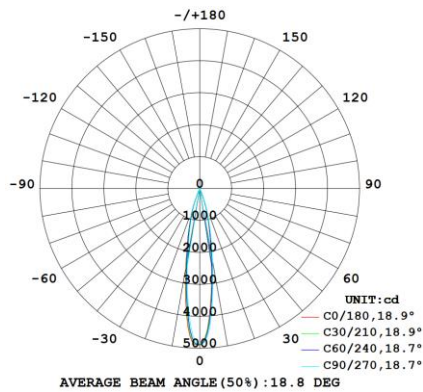


PHOTOMETRIC DIAGRAM, PENDANT-C50, 3000K, 90Ra


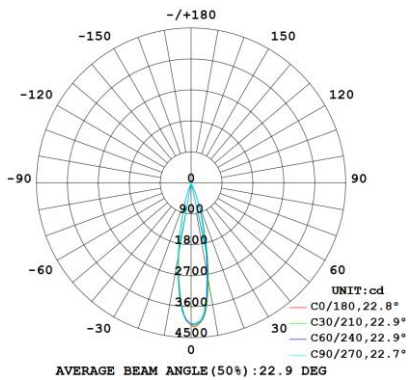
Polar Candela Distribution

Beam Details

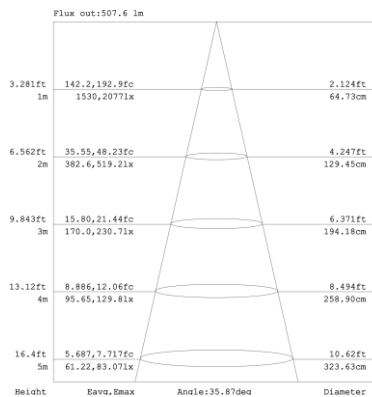
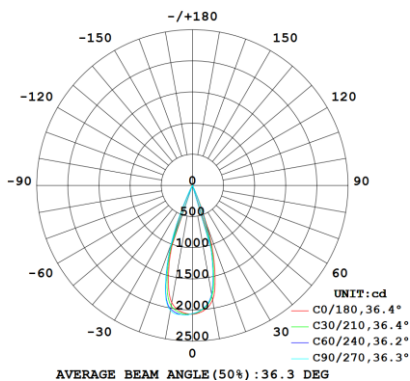
18°



24°



36°



PENDANT- CURVY


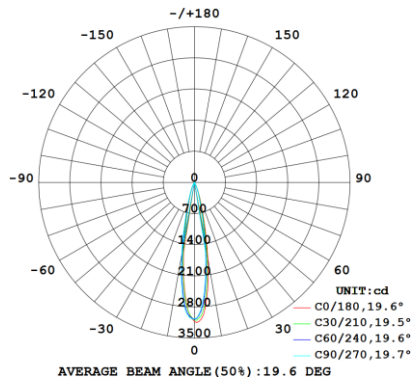
CURVY MAGNETIC TRACK HEAD SPECIFICATIONS

PHOTOMETRIC DIAGRAM, PENDANT-C35, 3000K, 90Ra


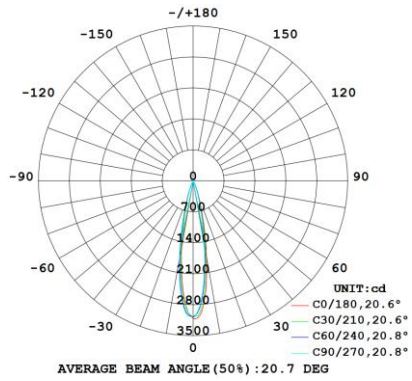
Polar Candela Distribution

Beam Details


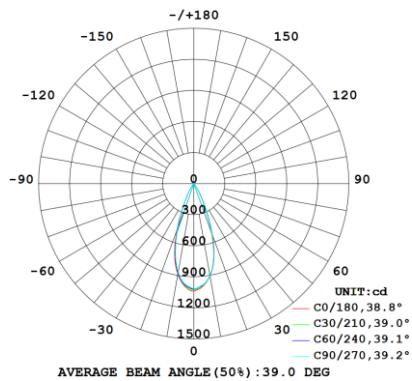
20°



30°



40°

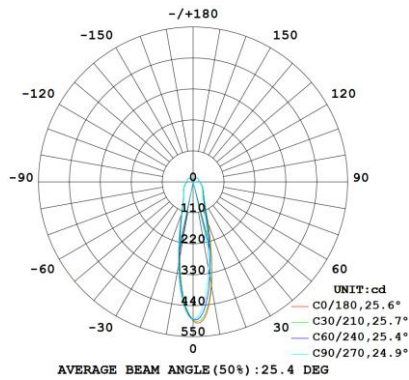


PENDANT- CURVY

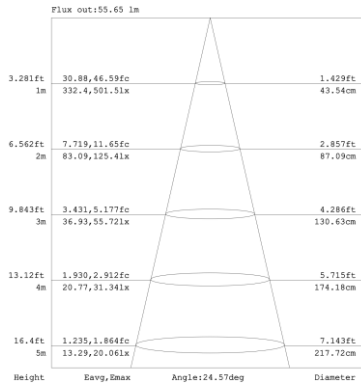
CURVY MAGNETIC TRACK HEAD SPECIFICATIONS

PHOTOMETRIC DIAGRAM, PENDANT-C35-A10, 3000K, 90Ra

Polar Candela Distribution

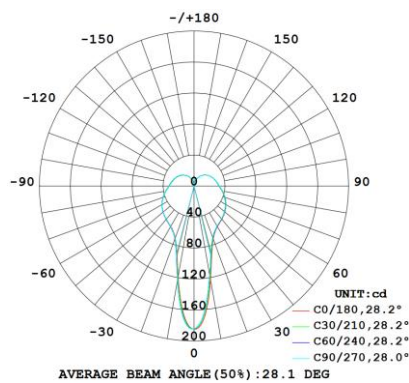


Beam Details



PHOTOMETRIC DIAGRAM, PENDANT-C35-A20, 3000K, 90Ra

Polar Candela Distribution



Beam Details

