


DOT- CURVY

CURVY MAGNETIC TRACK HEAD SPECIFICATIONS



Job Information	
Project Name	
Type	
Location	
Quantity	
Date	

DESCRIPTION

Equipped with cutting-edge optics that ensure quality lighting, this track head boasts an invisible light source. The dark light capability makes it ideal for low-glare ambient lighting. The magnetic base enables easy installation and repositioning along the track without the need for tools or screws, allowing for simple adjustments to the lighting setup as needed. The 90 CRI option produces outstanding illumination with tight chromaticity specification and color binning processes, ensuring CRI and CCT consistency. This magnetic track head can be used in various settings, including residential, commercial, and office spaces.

OVERVIEW

- Glare free optics
- Plug and play arrangement in magnetic track
- 60W to 200W noise-free and flicker-free drivers, TRIAC/120V, DALI, or 1-10V/100-277V
- True color – 90 CRI, produces outstanding illumination

PERFORMANCE

MODEL NAME	DOT-C3	DOT-C6
POWER CONSUMPTION(±10%)	4 W	8 W
INPUT VOLTAGE	24 VDC	
LUMINOUS FLUX (±10%)	300 LM	645 LM
EFFICACY(4000K RA80)	75 LM/W	81 LM/W
DIMMING	TRIAC/0-10V/DALI	
CCT	2700K/3000K/3500K/4000K/5000K	
CRI	80/90	
BEAM ANGLE	12°/34°/48°	12°/34°/48°
FINISH	POWDER COATING	
FIXTURE COLOR	SANDY BLACK/SANDY WHITE	
IP RATING	IP20	
OPERATING TEMPERATURE	-30°C TO + 50°C(-22°F TO 122°F)	
LIFESPAN OF LED @TA=25°C	L80 50000 HRS	
WARRANTY	3 YEARS	
APPLICATIONS	INDOORS	

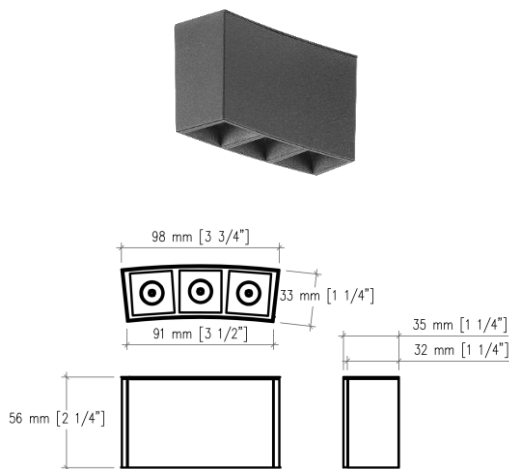
PRODUCT ORDERING GUIDE

Example: DOT-C3-34-2700-90-V-B

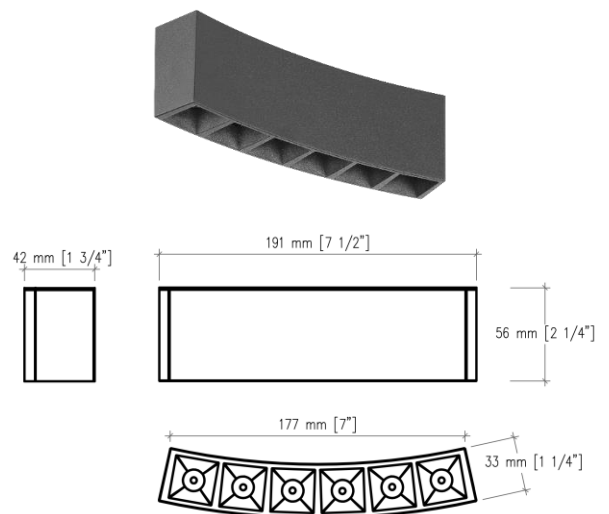
SERIES	BEAM ANGLE	CCT	CRI	DIMMING	FINISH
DOT-C3	12°	2700	80	T: TRIAC	W: SANDY WHITE
DOT-C6	34°	3000	90	V: 0-10V	B: SANDY BLACK
	48°	3500		D: DALI	
		4000			
		5000			

DIMENSIONS

DOT-C3



DOT-C6



FEATURES

► Optics

Cutting-edge optics ensure dark light capability, which makes it ideal for low-glare ambient lighting. Beam angles available in 12°, 34°, and 48°.

► Electrical

Voltage	24 VDC
THD	<20%
Power Factor	>0.9

► Environment & Certifications

cETL listed for dry locations

► Warranty

3 years limited warranty

► Chip

Powered by CREE high efficiency COB LED chip.

► Finish

The powder-coated finish ensures a uniform appearance, offering long-term durability and superior aesthetics.

► Housing Material

Die-cast aluminum housing ensures durability and efficiency, with heat resistance polycarbonate lens.

► LED System

CRI With a choice of 80 or 90 color rendering index (CRI), this product delivers outstanding illumination, featuring tight chromatically specifications and a precise color binning process to ensure consistency in CRI and CCT.

CCT Available in 2700K, 3000K, 3500K, 4000K, 5000K, with excellent color consistency.

► Mounting


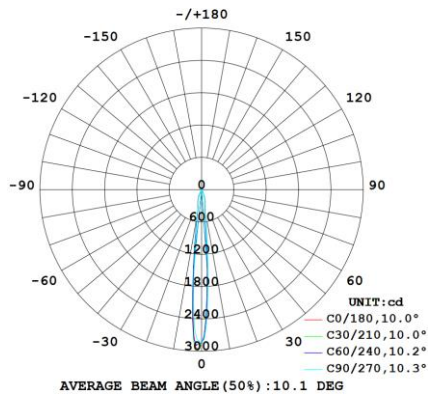
Magnetic track installation allows easy plug and play rearrangement.

PHOTOMETRIC DIAGRAM, DOT-C3, 3000K, 90Ra

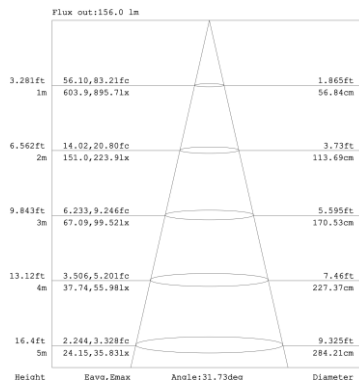
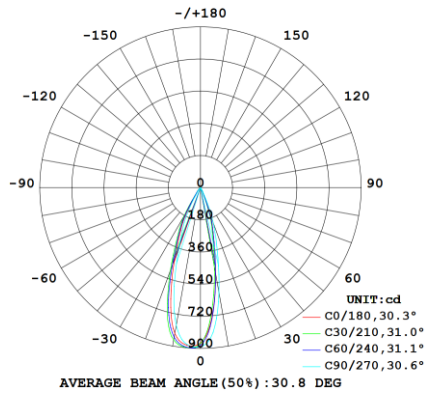
Polar Candela Distribution

Beam Details

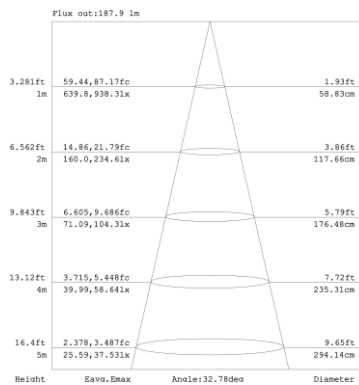
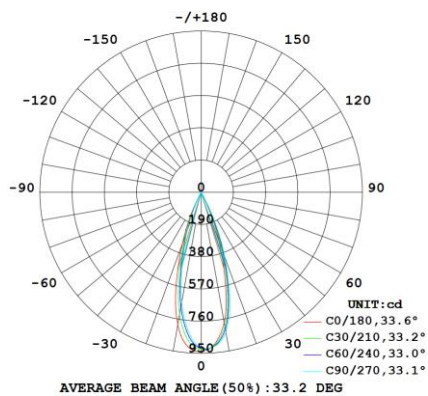
12°



34°



48°


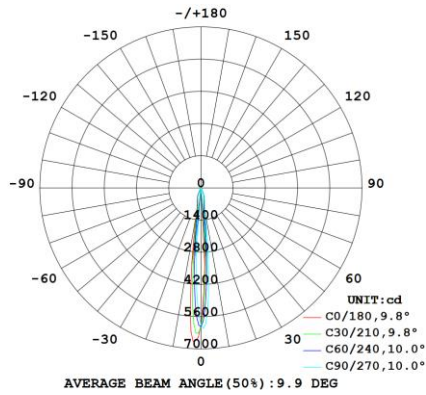


PHOTOMETRIC DIAGRAM, DOT-C6, 3000K, 90Ra

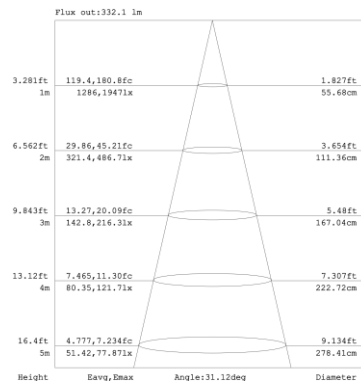
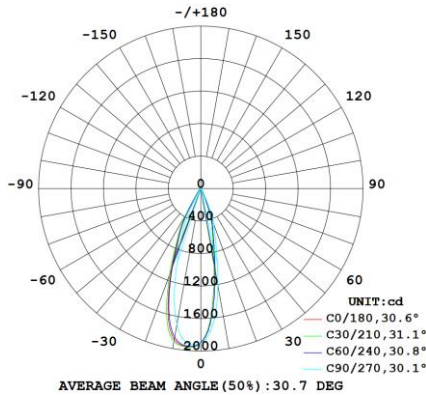
Polar Candela Distribution

Beam Details


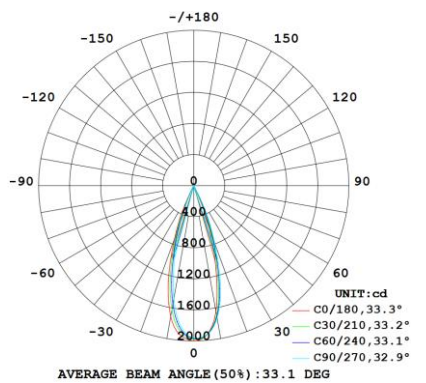
12°



34°



48°



DOT- CURVY

CURVY MAGNETIC TRACK HEAD SPECIFICATIONS

