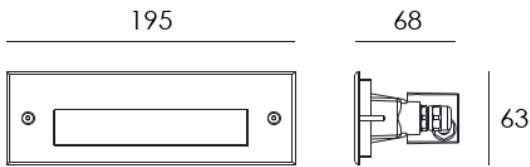


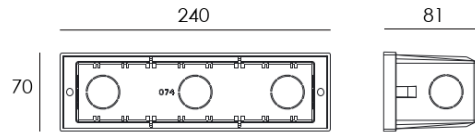
# SL02

## OUTDOOR STEPLIGHT



Job Information	
Project Name	
Type	
Location	
Quantity	
Date	

### Recessed Sleeve Included



## DESCRIPTION

The SL02 is a sleek and modern lighting solution, ideal for installation in concrete walls or step structures. Designed to blend seamlessly into both residential and commercial environments maintaining controlled, low-glare illumination. The fixture is finished in a refined dark grey for a clean, architectural look.

Standard with a 24VDC input, the SL02 can also be ordered in 120VAC to suit different project requirements. A durable plastic rough-in box is included, along with two divider plates to help prevent deformation during the concrete pour process—ensuring a secure and professional installation every time.

## OVERVIEW

- 24VDC or 120VAC
- 0-10V Dimming
- IP65 and IK10

## PERFORMANCE

MODEL NAME	SL02	
POWER CONSUMPTION(±10%)	1.50 W	1.24 W
INPUT VOLTAGE	120-277VAC	24VDC
LUMINOUS FLUX (±10%)	70 LM	70 LM
EFFICACY(4000K RA80)	47 LM/W	56 LM/W
DIMMING	0-10V	
CCT	COOL WHITE/WARM WHITE	
POWER CABLE	H05RN-F 2×1.0mm <sup>2</sup> , L=0.5m(12V/24V) H05RN-F 3×1.0mm <sup>2</sup> , L=0.5m(240V)	
MATERIAL	DIE CASTING ALUMINUM, UV STOP & FIRE PROOF PC LENS	
FINISH	DARK GREY/SILVER/BLACK	
IP RATING	IP65	
IK RATING	IK10	
OPERATING TEMPERATURE	-20°C TO + 40°C(-4°F TO 104°F)	
LIFESPAN OF LED @TA=25°C	50000 HRS, L80	
WARRANTY	5 YEARS	
APPLICATION	OUTDOOR, LANDSCAPE, PERIMETER	

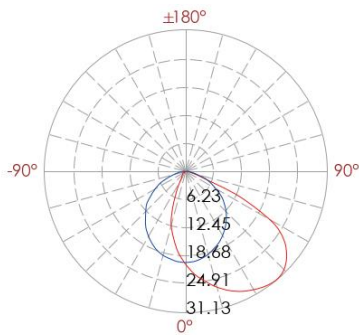
# SL02

## OUTDOOR STEPLIGHT

### PRODUCT ORDERING GUIDE

EXAMPLE: SL02-24-WW-V-G

SERIES	VOLTAGE	CCT	DIMMING	FINISH
SL02	UNV: 120-277VAC 24: 24VDC	CW WW	V: 0-10V N: NONE	B: BLACK G: DARK GREY S: SILVER



- The above picture – the supporting plate "A1" and "A2" are used for preventing deformation of the sleeve during the construction installation process.
- Please remove the supporting plate "A1" and "A2" from the mountingsleeve before the lamp installation.

