

# PRIME DUO

## TRIM/TRIMLESS DOWNLIGHT SPECIFICATIONS



Job Information	
Project Name	
Type	
Location	
Quantity	
Date	

## DESCRIPTION

The Prime DUO Series features a sleek, multi-light design available in both trimmed and trim-less configurations. Its modular construction enables stylish black-and-white color combinations within a single fixture. An ideal lighting solution for contemporary interiors, it offers directional lighting for enhanced flexibility—perfect for residential, commercial, hospitality, and office environments.

## OVERVIEW

- Swiveling light heads for directional lighting
- Oval or square design
- CRI: 90+ for excellent color rendering
- UGR: <19 for low glare
- IP rating: IP20 (indoor use)
- Dimming options: TRIAC, 0–10V, DALI

## PERFORMANCE

MODEL NAME	PRIME DUO
POWER CONSUMPTION(±10%)	14-40W
INPUT VOLTAGE	100/277VAC
EFFICACY(4000K RA80)	85 LM/W
DIMMING	TRIAC/0-10V/DALI
CCT	2700/3000/3500/4000
CRI	+90
BEAM ANGLE	11°/24°/38°/50°
UGR LEVEL	<19
MOUNTING OPTIONS	TRIM/TRIMLESS RECESSED
SHAPE	OVAL/SQUARE
FINISH	POWDER COATING
FIXTURE COLOR	BLACK/WHITE
REFLECTOR COLOR	BLACK/WHITE/CHROME
IP RATING	IP20
OPERATING TEMPERATURE	-30°C TO + 50°C (-22°F TO 122°F)
LIFE TIME OF LED @TA=25°C	50000 HRS LM80 ANSI/IES
WARRANTY	3 YEARS
APPLICATIONS	INDOORS

### PRODUCT ORDERING GUIDE

EXAMPLE: PRIME-DUO-TL-O-20W-120-3000-24-V-SB-B-R

SERIES	TYPE	SHAPE	WATTAGE	VOLTAGE	CCT	BEAM ANGLE	DIMMING	REFLECTOR FINISH	FRAME FINISH	OPTIONS
PRIME-DUO	T: TRIM	S: SQUARE	14W	120: 120 VAC	2700	11	T: TRIAC	WH: WHITE	W: WHITE	R: ROUGH-
	TL: TRIMLESS	O: OVAL	20W	UNV: 110-277 VAC	3000	24	V: 0-10V	CH: CHROME	B: BLACK	IN PLATE
			3500	38	D: DALI	MB: MATT BLACK				
			40W	4000	60	SB: SHINY BLACK				



### FEATURES

#### ► Optics

The design ensures high light transmittance, offering effective light control and anti-glare performance. Swiveling light heads can be used for directional lighting. Beam angles available in 11°, 24°, 38°, and 60°.

#### ► Electrical

Voltage 100/277VAC

#### ► Environment & Certifications

cETL listed for dry locations

#### ► Warranty

3 years limited warranty

#### ► Mounting

Recessed trim and trim-less options available.

#### ► Finish

The powder-coated finish ensures a uniform appearance, offering long-term durability and superior aesthetics.

#### ► Housing Material

Die-cast aluminum housing ensures durability and efficiency, with heat resistance polycarbonate lens.

#### ► LED System

**CRI** With a 90+ color rendering index (CRI), this product delivers outstanding illumination, featuring tight chromatically specifications and a precise color binning process to ensure consistency in CRI and CCT.

**CCT** Available in 3CCT (3000K, 3500K, 4000K), 2700K, 5000K with excellent color consistency.

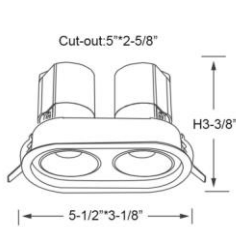
**Thermal Management** The aluminum housing serves as an efficient heat sink to maximize lifespan, maintaining heat sink temperatures between 60-70°C

# PRIME DUO

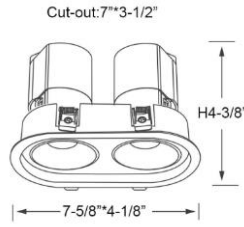
## TRIM/TRIMLESS DOWNLIGHT SPECIFICATIONS



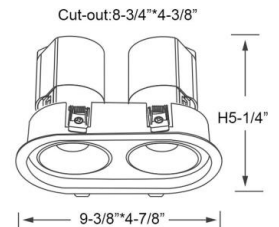
### OVAL TRIM DIMENSIONS



**2x7W**

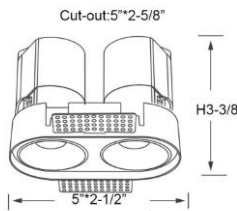


**2x10W**

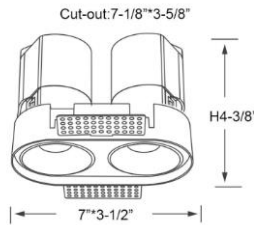


**2x20W**

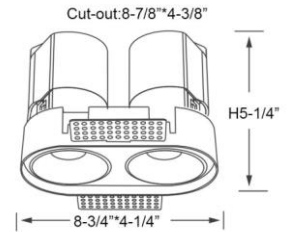
### OVAL TRIMLESS DIMENSIONS



**2x7W**

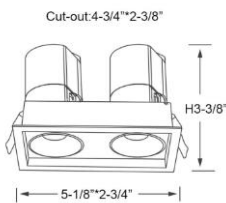


**2x10W**

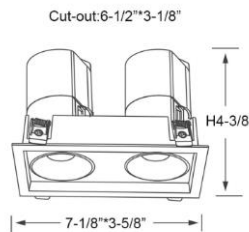


**2x20W**

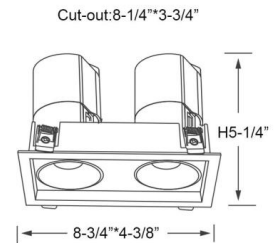
### SQUARE TRIM DIMENSIONS



**2x7W**

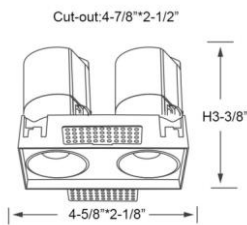


**2x10W**

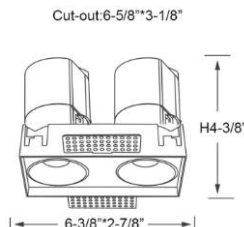


**2x20W**

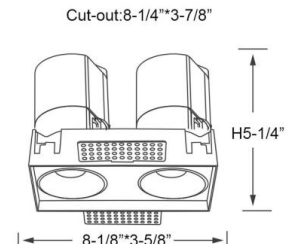
### SQUARE TRIMLESS DIMENSIONS



**2x7W**



**2x10W**



**2x20W**