

# DOT12

## MAGNETIC TRACK SERIES



■ Sandy Black    □ Sandy White



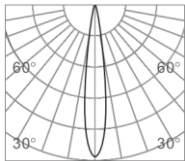
### SPECIFICATIONS

<b>Model No.</b>	Dot12
<b>Power Consumption(±10%)</b>	16W
<b>Input Voltage</b>	24VDC
<b>Driver Type</b>	Constant Current (CC)
<b>Dimming</b>	Yes
<b>Luminous Flux (±10%)</b>	1440 lm
<b>Efficacy(4000K Ra70)</b>	90 lm/W
<b>Correlated Color Temperature</b>	2700K, 3000K, 3500K, 4000K, 5000K
<b>Color Rendering Index</b>	Ra80 (Ra90 optional)
<b>Beam Angle</b>	12°, 34°, 48°
<b>Mounting Option</b>	Track Mounted
<b>Material</b>	Aluminum Alloy Body, PC Optical Lens
<b>Finish</b>	Powder Coating
<b>Fixture Color</b>	Black/White
<b>IP Rating</b>	IP20
<b>Operating Temperature</b>	-30°C to + 50°C(-22°F to 122°F)
<b>Life Time of LED @Ta=25°C</b>	50000 Hours
<b>Warranty</b>	5 Years
<b>Application</b>	Residential, Retail, Office, etc.

### DISTRIBUTION

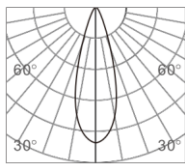
3000K 90Ra

12°



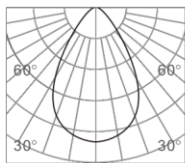
h(m)	E(lx)	Φ(m)
1	11430	Φ0.21
2	2857	Φ0.42
3	1270	Φ0.63
4	714	Φ0.85
5	457	Φ1.06

34°



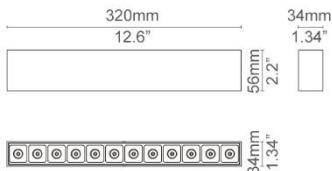
h(m)	E(lx)	Φ(m)
1	3545	Φ0.62
2	886	Φ1.25
3	393	Φ1.88
4	221	Φ2.51
5	141	Φ3.14

48°



h(m)	E(lx)	Φ(m)
1	2773	Φ0.79
2	693	Φ1.58
3	308	Φ2.37
4	173	Φ3.16
5	110	Φ3.95

### DIMENSIONS





## ORDERING INFORMATION

EXAMPLE: PR-MT-DOT12-S-B-3000-80-T-34

SERIES	TRACK	FIXTURE COLOR	CCT(K°)	CRI	DIMMING	BEAM ANGLE
PR-MT-DOT12	S: Senior	B: Black	2700	80	D: Dali	12°
		W: White	3000	90	T: Triac	34°
			3500		V: 0-10V	48°
			4000			
			5000			